



WHO health inequality monitoring tools and resources

The **Health Equity Monitor (2013–2018)** serves as a platform for global and national health inequality monitoring. The theme page contains publications and analysis tools as well as feature stories, interactive data visualisations and country profiles. The Health Equity Monitor data repository contains disaggregated data from over 100 countries (primarily low- and middle-income countries).

For more information, see: http://www.who.int/gho/health_equity/en/ and

<https://doi.org/10.1093/ije/dyw176> Data Resource Profile: WHO Health Equity Monitor (HEM). *Int J Epidemiology* 2016 45 (5): 1404-1405e




The **Handbook on health inequality monitoring: with a special focus on low- and middle-income countries (2013)** details the steps of health inequality monitoring, serving as a resource for countries to establish and strengthen health inequality monitoring practices. It was recognized in the 2014 British Medical Association Medical Book Awards as *Highly Commended* in the Public Health category. An eLearning module based on the Handbook provides a more hands-on education experience, allowing learners to navigate through key messages and discussion points.

For more information, see: http://www.who.int/gho/health_equity/handbook/en/




The **National health inequality monitoring: a step-by-step manual (2017)** describes a step-by-step approach to navigate practical considerations of health inequality monitoring, including pertinent examples and resources that elaborate on each step. While the manual focuses on health at the national level, the step-by-step approach may be applied to monitor inequalities within any defined population, ranging from a community context to a multinational context.

For more information, see: http://www.who.int/gho/health_equity/manual/en/



The **Health Equity Assessment Toolkit (2016–2018)** is a software application that facilitates the assessment of within-country health inequalities. Inequalities can be assessed using disaggregated data and summary measures, that are visualised in customisable tables and graphs. There are two editions of the toolkit: HEAT, the Built-In Database Edition, which includes the Health Equity Monitor database; and HEAT Plus, the Upload Database Edition, which allows users to upload and work with their own database. The toolkit was recognized in the 2018 British Medical Association Medical Book Awards as *Highly Commended* in the Digital and Online Resources category.

To access HEAT and HEAT Plus, see: http://www.who.int/gho/health_equity/assessment_toolkit/en/



Statistical codes (2017), prepared for application in R, Stata, SAS and SPSS, facilitate calculating disaggregated estimates from household survey data, accounting for survey sampling design.

For more information, see: http://www.who.int/gho/health_equity/statistical_codes/en/

Explorations of inequality: childhood immunization (2018) contains an in-depth exploration of inequality in 10 priority countries (Afghanistan, Chad, Democratic Republic of the Congo, Ethiopia, India, Indonesia, Kenya, Nigeria, Pakistan and Uganda), including how a child's likelihood of being vaccinated is affected by compounding advantage or vulnerability. Interactive visuals and tables accompany the report, enabling further exploration of the data.

For more information, see:

http://www.who.int/gho/health_equity/report_2018_immunization/en/



State of health inequality: Indonesia (2017) reports the state of inequality in Indonesia across a wide selection of health topics and dimensions of inequality, highlighting priority areas for action and policy implications. This report was prepared as part of a capacity-building process, which brought together a diverse network of stakeholders committed to strengthening health inequality monitoring in Indonesia.

For more information, see:

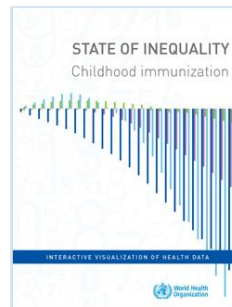
http://www.who.int/gho/health_equity/report_2017_indonesia/en/



State of inequality: Childhood immunization (2016) provides an overview of the latest situation and change over time in childhood immunization, with detailed descriptions of the state of inequality in priority countries. This report is accompanied by electronic interactive visuals, which facilitates thorough and customizable exploration of the data. The report received the 2017 British Medical Association Medical Book Awards Top Prize in the Digital and Online Resources category.

For more information, see:

http://www.who.int/gho/health_equity/report_2016_immunization/en/



State of inequality: Reproductive, maternal, newborn and child health (2015) encompasses the current and past state of inequality across 23 RMNCH indicators, disaggregated by 4 inequality dimensions, drawing on data from up to 86 low- and middle-income countries. The report demonstrates best practices in reporting the results of health inequality monitoring, and introduces innovative ways for audiences to explore inequality data.

For more information, see: http://www.who.int/gho/health_equity/report_2015/en/

